

Fish and friends

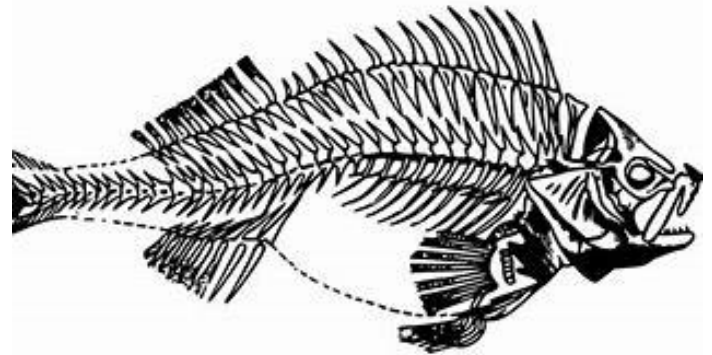
# Fish Full Ocean



- Different living things live in the ocean.
- Fish, whales, octopuses, sponges, coral and algae are some of the living things in the ocean.
- Fish live in different *environments* or *ecosystems*.
- Some live in freshwater and some live in saltwater.
- Fish live in different places in the ocean—on rocks, in mud, by plants.



- Fish have backbones; they are vertebrates. Touch your spine.
- Most fish have fins and scales. There are different kinds of scales, and scutes that are hard bony plates. They help protect the fish. Wrap your arms around your body to remember that scales and scutes protect the inside of the fish.
- Fins help the fish move and go where it wants to go. *Dorsal* and *anal* fins help with balance, *pectoral* and pelvic fins steer, and *caudal* fins push it forward. Put your hands together and move them like a fish swimming.
- Fish breathe with gills. Place your hands by the sides of your neck to make gills.
- Pores on the lateral line help fish sense movement.
- Fish are cold-blooded so they have the same temperature as their surroundings.







Your fingers can be  
ocean dwellers!

Fish live in the ocean, with their  
fins and scales, (*patting body*)



And other ocean creatures like  
the octopus and whales! (*putting  
out 8 fingers and then spreading  
hands out wide*)



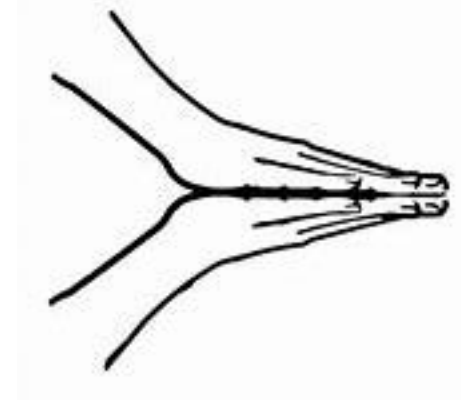
You can sing *I'm a Little Fish* to *I'm a Little Teapot*.

## *I'm a Little Fish*

I'm a little fish, I like to swim.

(Put 2 hands together in prayer position facing away from you. They're the fish. Wiggle them back and forth like a fish swimming through the water.)

You can't catch me, 'cause I have fins.  
(Shake finger back and forth "no no no".)




When I swim past friends, I hear them say,  
(Put hand to ear like you're listening.)


“Stop your swimming and come and play!”  
(Make a STOP gesture with hand and then jump up in the air.)

There are lots of living things in an ocean!





Fish live in the ocean,



with their fins and scales,






And other ocean  
creatures

---

like the octopus and whales!




How can you create an ocean?  
Walk outside and find sand, rocks  
and plants. Oceans have sand,  
rocks and plants.

Place your sand, rocks and plants in a  
clear container and add some plastic  
or rubber sea creatures. You can find  
creatures and plants at an aquarium or  
fishing store. Now fill the container  
with water to pretend an ocean!




You can be a fish artist and decorate your fish! After you color it you can glue foil, sequins, or round stickers on for scales.




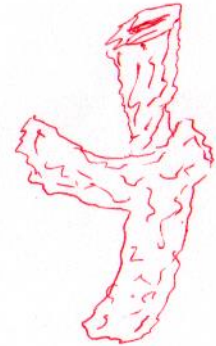






You can glue the ocean dwellers on the mural. You can glue sand, soil, rocks, shells, plants, bubble wrap or cellophane on too!





Ocean dwellers to glue on the mural!






What other ocean snacks can you imagine?

Tap water?

Blue jello for the ocean and goldfish?



You can be a fish chef! You can spread peanut butter on the fish-shaped bread or toast, or frosting on the star-shaped cookie, and use M&Ms, peanut butter chips or raisins for the scales on the fish, or spines on the starfish.



# You can make a mini-book!

- Fold the paper in half
- Then in half again.

