


Deer Oh Deer

What Animals Need to Survive



Deer and all animals need **FOOD, WATER, SHELTER** and **SPACE** to stay alive.

They need a place to live where they can hide and move around.



They need food to eat, to grow and have energy.



They need water to drink to stay healthy.



There must be enough space so all the deer can eat and drink and hide.



Make a roof (hands together over head) to be the “house” for the deer.



Let’s make some food (rub tummy yummy) to feed the deer.



Let’s make some water (cupped hand to mouth) so the deer can drink.




Let’s spread our arms wide to make space.






To the tune of *Darling Clementine*


- Deer need food (point to tummy)
- and deer need water, (pretend to drink)
- deer need shelter (make roof over head)
- and space too. (arms sweep sides)
- They need all these things together (hands together)
- so they live like me and you! (point out and in)



Deer can live in forests, or deserts or farmlands and sometimes in parts of cities. Daddy deer are called “stags”. They have antlers on their heads. The stags have contests with each other. Baby deer are called “fawns”. They have spots to hide in the light and shadow in the forest. Mommy deer are called “does”. They take care of the babies. The spots on a fawn are an example of camouflage.



You can read the camouflage story or view it as a slide show.



Deer have hooves which are like big strong nails on the end of their legs.

- Deer prance and grunt and kick the ground to tell how they feel. You can be a deer and prance like deer, grunt like a deer, and kick your hoof (feet) like a deer. You can pretend to give a warning and lift your tail and run and jump.



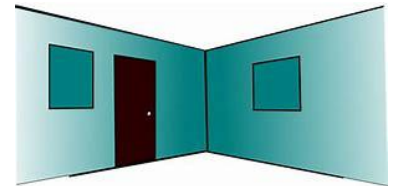
What deer need:

- Food
- Shelter
- Water
- Space



What We Need

- Shelter
- Food
- Water
- Space



Shelter



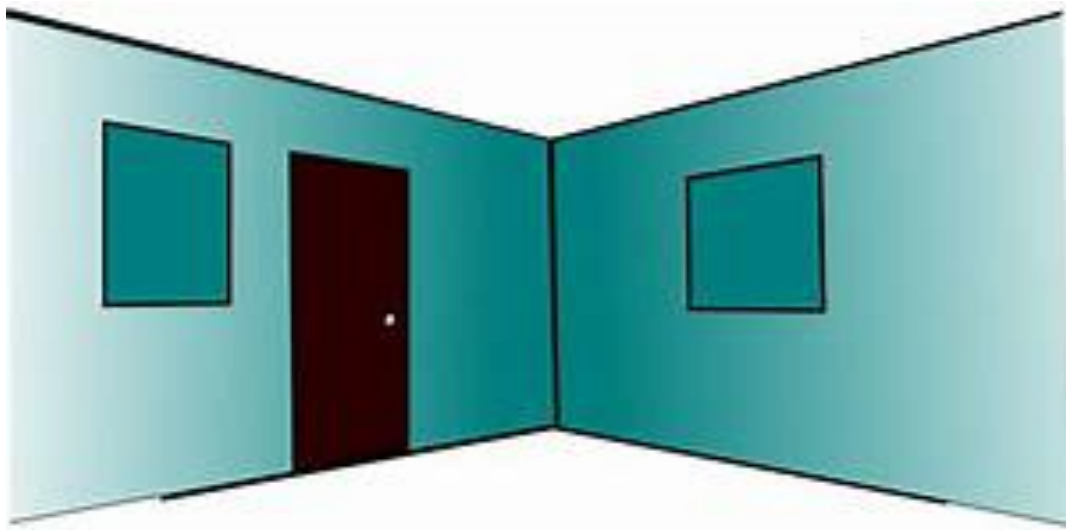
Water




Food



Space



- Sung to *Did You Ever See a Lassie*
- If you're ever in a forest, the forest, the forest.
- If you're ever in a forest (hands up high for tree)
- You might see some deer.
- With antlers on some deer (hands on both sides of head)
- And spots on the fawns, (fingers open tap on chest)
- If you're ever in the forest (hands up high)
- You might see some deer. (hands by head).
- Growing Up WILD



Antlers vs Horns

- **Antlers** are found on members of the deer family and caribou, are made of bone, are typically branched, and are shed every year.



- **Horns** are made of a bony core with a keratin (like fingernails) sheath, are not branched and are a permanent part of the animal.



Deer need water (slurp) and a sheltering place (hands make roof over head)
Deer need food (chew) and deer need space (wave arms out).



Can you find the animals?

Which ones are easy to see? Which ones are hard to
see?

By Peggy Spring

Colors and shapes can help animals hide.



Stripes



Spots

Is this Blue Jay hiding or easy to see?



Is the giraffe hiding or easy to see?



Is the wolf hiding or easy to see?



Is the skunk hiding or easy to see?



Is the owl hiding or easy to see?



Is the parrot hiding or easy to



Is the leopard hiding or easy to see?



Is the cardinal hiding or easy to see?



Is the fawn hiding or easy to see?



Is the tiger hiding or easy to see?





A baby deer is called a fawn



With spots to hide just so.



The daddy stag has antlers




And the mommy's called a doe!




Cut out your Deer Needs page and glue a deer picture on a paper bag to be a deer need collecting bag for the walk

- Decorate a deer tummy bag.

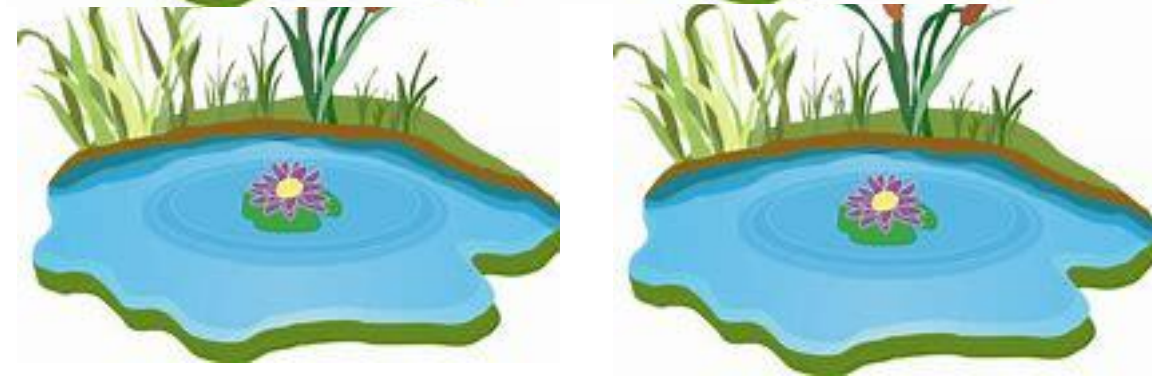



- Deer need water (slurp) and a sheltering place (hands make roof over head)




- Deer need food (chew) and deer need space (wave arms out).

Deer need cutouts for the collecting in the bag



Deer bag for collecting deer
needs



Where is your shelter? Where do you find food and water? Is there plenty of room for everyone in your house?

Take a walk around your house and find good places for deer to hide and find food. Look for plants squashed down that might be deer paths or resting places. Your mom or dad can scatter the food, water, shelter, space pictures and then find them to collect in your deer bags



Make a deer treat—triangle bread slice spread with peanut or sunflower butter, with pretzel stick antlers and raisin eyes and nose, or eat deer leafy and berry foods.




Make a paper bag fawn puppet by adding antlers, spots, paper google eyes, and paper pompom nose on the flap.

- Paper bag

- Add antlers



- Add google eyes

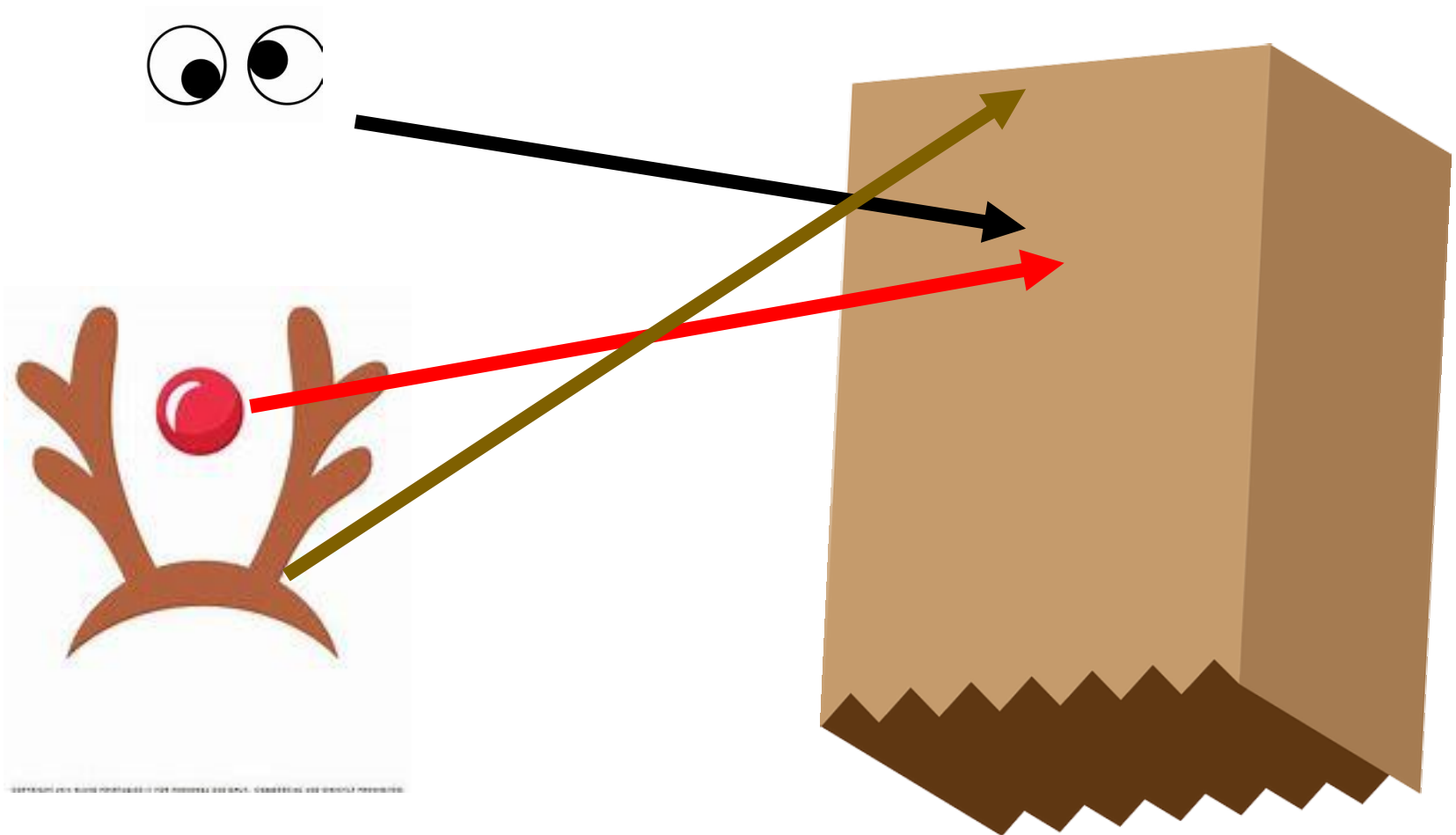


- Add pompom nose





Make a deer puppet,



You can make a mini-book!

- Fold the paper in half
- Then in half again.

