



Little Ladies

Little Ladies

Finger play:


- Ladybug, ladybug
- Wings two pair (2 fingers)
- One to protect, (hug)
- One fly through the air! (hands up)



Did you know that ladybugs are not bugs; ladybugs are beetles! They are Ladybird Beetles. Beetles are 40% of all insects and 25% of all living things. Beetles have hard forewings called elytra which protect the hindwings, so that a line appears along the back. Bug wings look like a V or X. Beetles have chewing mouthparts and eat plants and animals. Bugs have piercing-sucking mouthparts and drink fluids such as nectar. Beetles have complete metamorphosis with 4 stages and bugs have incomplete metamorphosis with 3 stages.


Learning

Ladybugs, or Ladybird beetles, are beetles. Beetles have two pairs of wings—one hard pair to protect the thorax, and one pair for flying. Ladybugs are male and female. They help farmers and gardeners by eating harmful insects. Ladybugs are not all red and do not all have spots; the color warns predators not to eat them because they have a bad taste. Ladybugs taste and smell with their antennae. Ladybugs develop from eggs to larvae, pupae, and then into adults. The larvae molt. The wings on the ladybug must first dry and harden. Lady bugs have a *pronotum* to protect the thorax. You can sing *Ladybug Show Your Spots* and *Fly, Fly, Fly*.



How many ladybugs can you find?

- Cut out the ladybug pictures and hide them around the house.
- Count how many ladybugs you found.
- You can also sort lady bugs by color:



Counting ladybugs



Beetle songs

Ladybug, show your spots. (point finger)

You have red wings and black dots. (flap hands at shoulders)

We will count those seven dots (point 7 times)

On your shiny shell. (pat)

Ladybug, your spots are swell! (clap)



Tune—*This Old Man*

<http://www.preschooleducation.com>

Fly, fly, fly (hands fly around)

Ladybugs fly (hands fly around)

Fly over here (hands fly right)

Fly over there (hands fly left)

They fly up high and they fly down low. (hands fly up and down)

Around and around and around they go. (hands fly in a circle)

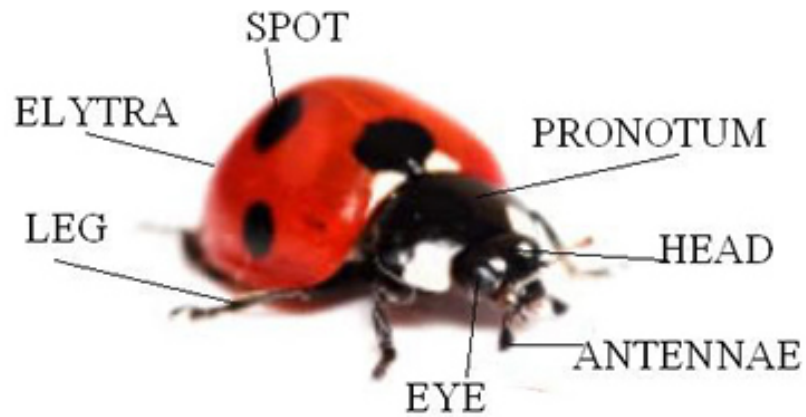
They fly fast, and they fly slow. (hands fly fast and slow)

Oh, ladybugs fly (hands fly around)

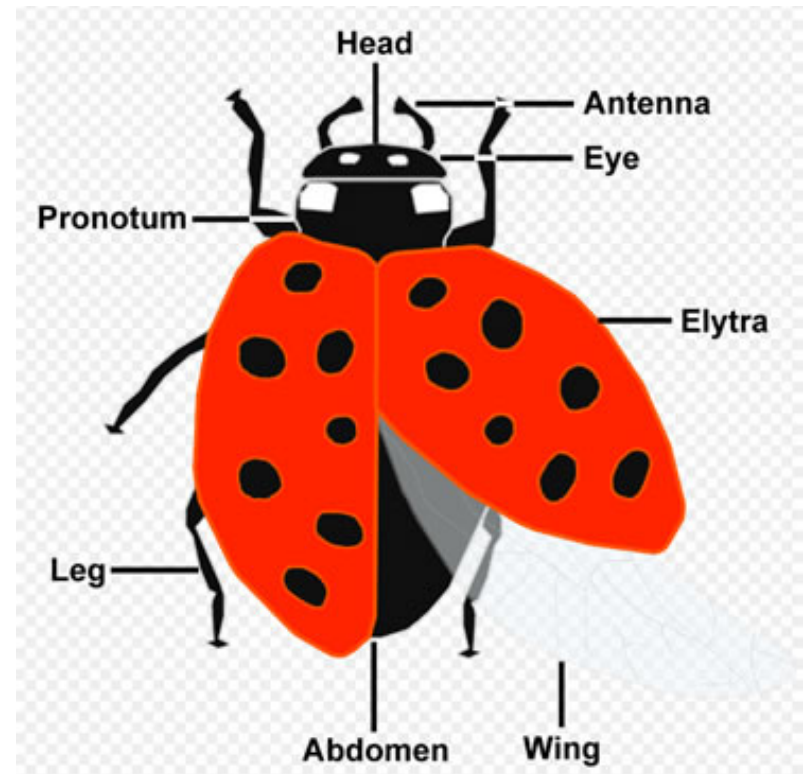
Tune—*Three Blind Mice*

<http://www.preschooleducation.com>





Ladybug anatomy



There are around 350,000 species of beetles including ladybirds, ground beetles, long-nosed weevils, scarabs and fireflies. Ladybugs, or ladybird beetles, come in many colors and patterns.



Spots and Dots



You can read a story.

- The ladybug flies round the yard.



- Her outer wings are nice and hard.



Her color's red, she has some dots




She's searching for some dining spots!




Beetle Treasure Hunt!

- Cut out the beetles and have your parents hide them around the house.
- Make a beetle collecting bag.
- Then go on a beetle treasure hunt!




Beetle Treasure Hunt Bag


- Get a bag or envelope and cut out the beetle and net pictures.
- Glue the net and beetle on the bag and decorate the bag for the Beetle Treasure Hunt Game!



For Beetle Treasure Hunt!



You can be a beetle engineer and design your own beetle—choose a color and pattern.



You can be a beetle chef!

- What can you use for the head?



- What can you use for the wings?



- What can you use for the legs and antennae?



- What can you use for the eyes and dots?



You can make a mini-book!

- Fold the paper in half
- Then in half again.

