



Hide and Seek

Animals use color in many ways!

Animals use color in many ways, but first we need to know which are predators and which are prey.


Predators

Predators are the animals who hunt to get food. They usually have vertically elongated pupils to get sharp vision ahead. Predator eyes face forward to focus in on prey.



Prey

Prey are the animals that are hunted. They usually have horizontal pupils to see a broad panorama ahead. Prey animals are on the sides to broaden the field.



Prey animals that are hunted have different ways of tricking *predator* animals that want to find them. They can be colored so they blend into the plants and rocks around them and are hard to see. Baby deer (fawns) have spots to blend in *dappled* light. Blending in is called **camouflage**.




Animals can look like a different critter that the hunting animal doesn't want—that's called **mimicking**. Some flies look like stinging bees. Some animals have patterns that look like eyes to scare predators away.



Animals can have bright contrasting colors to **warn** the hunting animal to stay away—so skunks have bright white and black stripes.



Animals also use color to **attract**, **display** and **communicate**.



Animals can freeze so the hunting animal can't see them. Some animals hunt. Some animals are hunted. Animals use camouflage so they are hard to see. Animals also freeze=stop and stay still, so other animals won't see them moving.



You can do finger camouflage!

- I can blend in outside-- (arms out and then wrapped around)
- Spots and stripes let me hide!
(Right hand draws stripe across chest, left hand swipes down)



You can sing to *Have
You Ever Seen A Lassie.*
From Growing Up WILD

Have you ever seen a lizard? (hand to eyes)

Have you ever seen a lizard, a lizard, a lizard?

Have you ever seen a lizard all dressed up in green? (hand sweeping up from feet to head)

With green eyes, and green nose, (pointing to body parts)

And green legs and green toes.

Have you ever seen a lizard all dressed up in green?



The Colorful World of Communication

The Many Roles of Color



I can blend in outside.



Spots and stripes let me hide!



My colors can warn, mimic or display,




Or tell how I'm feeling day to day!




Colors and shapes can help animals hide.

- You can read the story or watch it as a slideshow.
- *By Peggy Spring*



Spots



Stripes

Colors and shapes can help animals hide.



Stripes



Spots

Is this Blue Jay hiding or easy to see?



Is the giraffe hiding or easy to see?



Is the wolf hiding or easy to see?



Is the skunk hiding or easy to see?



Is the owl hiding or easy to see?



Is the parrot hiding or easy to see?



Is the leopard hiding or easy to see?



Is the cardinal hiding or easy to see?



Is the fawn hiding or easy to see?



Is the tiger hiding or easy to see?







Anatole the Anole

You can read the story or watch
it as a slideshow.




Anatole the Anole

Anatole the anole in the palm would turn green.....



You can read the story or watch it as a slideshow.



So he matched the green leaves, and never was seen.



He puffed pink on the fence



And black on the pot





Climbed up on the roof



To find the right spot!



Where are you--peek-a-boo!




Anatole liked flowers



And he liked the view



To sun in the foliage




And more peek-a-boo!




How many color games can you play?

Can you match color chips to toy animals?



You can make animal color functions from paper bags!



Take a paper bag. You can draw spots or stripes, or maybe a black and white skunk tail. You can use many colors to make a peacock tail. You can make a tan and yellow and frown design to hide in dry grass, or green to hide in a leafy tree. Or dots on a butterfly wing to mimic eyes. How will you use color?



Hide and Go Seek!

Walk around your house to find good hiding places. Use your color chips and find things in the yard that match the colors and would be good places to hide. Can you find places in your house where the color of a toy animal would help it hide?

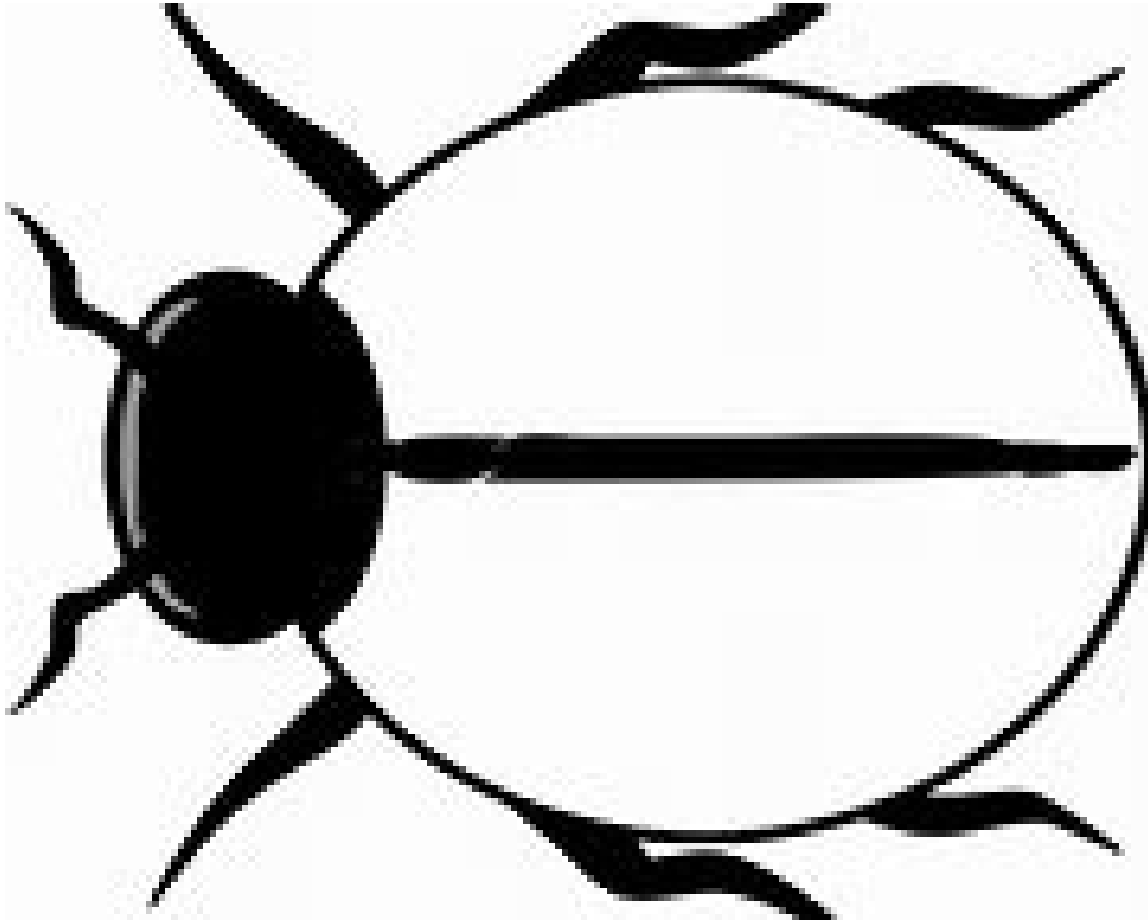


Can you be a camouflage artist?

Cut or tear pieces of colored paper to hide these animals!



You can be an engineer and design your own camouflage!



Can you be a mystery chef?

Make a plate of lettuce; what green camouflage food animals can hide in the lettuce? Green pepper “caterpillars”? Celery “snakes”? Green grape “insects”?

Where could red or purple grape “insects” hide—in purple cabbage leaves, on a tomato slice? How about orange segment “worm” on a piece of cantaloupe?



You can make a mini-book!

- Fold the paper in half
- Then in half again.

