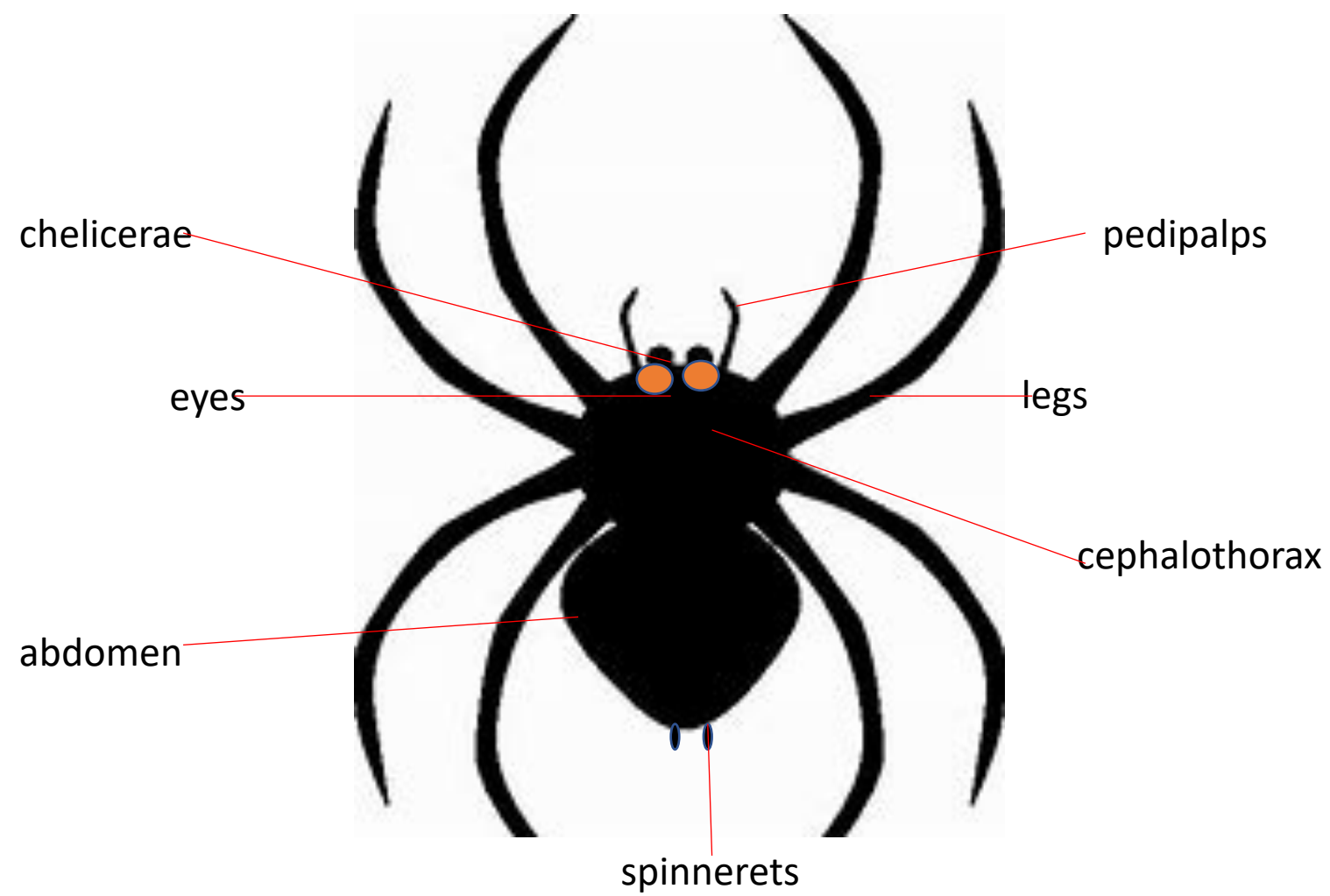


How are arachnids
different from insects?

Clever Spiders

Spiders are arachnids. They have two body parts; cephalothorax (a combined head and thorax) and abdomen. The legs come out of the head! Spiders have 8 legs and spinnerets to make silk for webs.




More about spiders!

Kinds of spiders

- Spiders use spitting, hunting, jumping, fishing and trapping, as well as webs to trap prey--spiders are carnivores.
- Some kinds of spiders are money spiders, orb-web spiders, trapdoor spiders, jumping spiders, crab spiders and huntsman spiders.

Webs

- Webs can be orbs or circles, hammocks, sheets, zippers, scaffolds, or traps.
- Spiders can make trapdoors, or spit, to glue their prey, or make nets with bubbles, to catch prey in the water.





Spider use different
ways of hunting.

Spider Lore

Insects have 3 body parts, 6 legs, antennae, and often wings.

Spiders are arachnids.

Spiders generally have 8 eyes, 2 large and 6 small.

Their 8 legs have 7 joints.

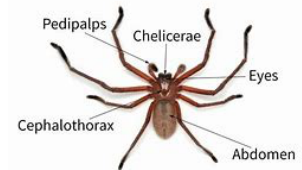
They have scopulate (brush-like tufts of hairs) pads on the bottom of their feet and generally 2 claws.

The hard shell made of chitin (hard substance) over the cephalothorax is the carapace (protective covering over the abdomen).

They have chelicerae and pedipalps to hold, tear, and push food into their mouths.

When they molt the abdomen splits.

The spinnerets make silk. The two body parts are cephalothorax and abdomen. Lyriform organs (slits) pick up sensory signals.



You can sing spider songs!



The Spider in the Web

Sung to: "Farmer in the Dell"

The spider in the web, (hands together fingers curled)

The spider in the web (hands together fingers curled)

Spin, spin, oh watch him spin, (hand spinning)

The spider in the web. (hands together fingers curled)

The spider eats a (bug name) (hand grasping)

The spider eats a _____. (hand grasping)

Spin, spin, oh watch him spin, (hand spinning)

The spider in the web. (hands together fingers curled)



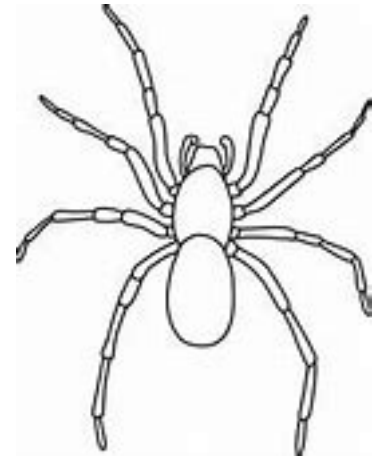
Spider Body to Mary Had a Little Lamb

Spider bodies have 2 parts, have 2 parts, have 2 parts. (2 fists)

Spider bodies have 2 parts the head and abdomen. (touching head and tummy)

Spider bodies have 8 legs, have 8 legs, have 8 legs. (4 fingers each hand)


Spider bodies have 8 legs and spinnerets for silk. (twirling fingers)



A spider's legs come from its head.



And spinnerets will make the thread



To build a web from limb to limb



And capture what bug ventures in!



Let's Go Collecting Bag

- Get a bag or envelope and



- Glue on the net and decorate it for the Let's Go Collecting Game!



Your family can hide all the spiders around the house, and you can play the Let's go Collecting Game and try to collect all the spiders in your bag!

Spiders to hide around the house for the Let's Go Collecting Game



You can weave a web in a tree!

Get some string or yarn and loop it around twigs in the tree to make a web.



Make your own spider webs!


Giant spider web

- Use a skein of yarn or roll of ribbon or spool of thread and weave web threads between chairs.






Spider web snack


- You can make your web from a squeeze bottle of dressing or ice cream topping and place raisins or nuts or seeds to be the flies caught in the web.



Itsy Bitsy Spider--popsicle stick with sun glued on top and cloud on the bottom and spider ring to slide up and down



Make an edible spider!

- Take a sandwich cookie and separate the halves. 
- Place the cookies together slightly overlapping so they stick together.



- Add 2 raisins for eyes.



- Add 8 pretzel sticks for legs.



- Surprise! A spider!





Let's learn the difference between insects and spiders.

- For insects--You can use slices of bananas to be the three insect body parts and thin slices of carrots to be the 6 legs and 2 antennae, with orange or tangerine slice wings.
- For spiders you can use two banana slices for the two body parts and eight thin sliced carrots for the 8 legs.
- Now compare the two arthropods. Which have antennae? How many legs does each have? Which has wings?




Compare and contrast an insect and a spider.

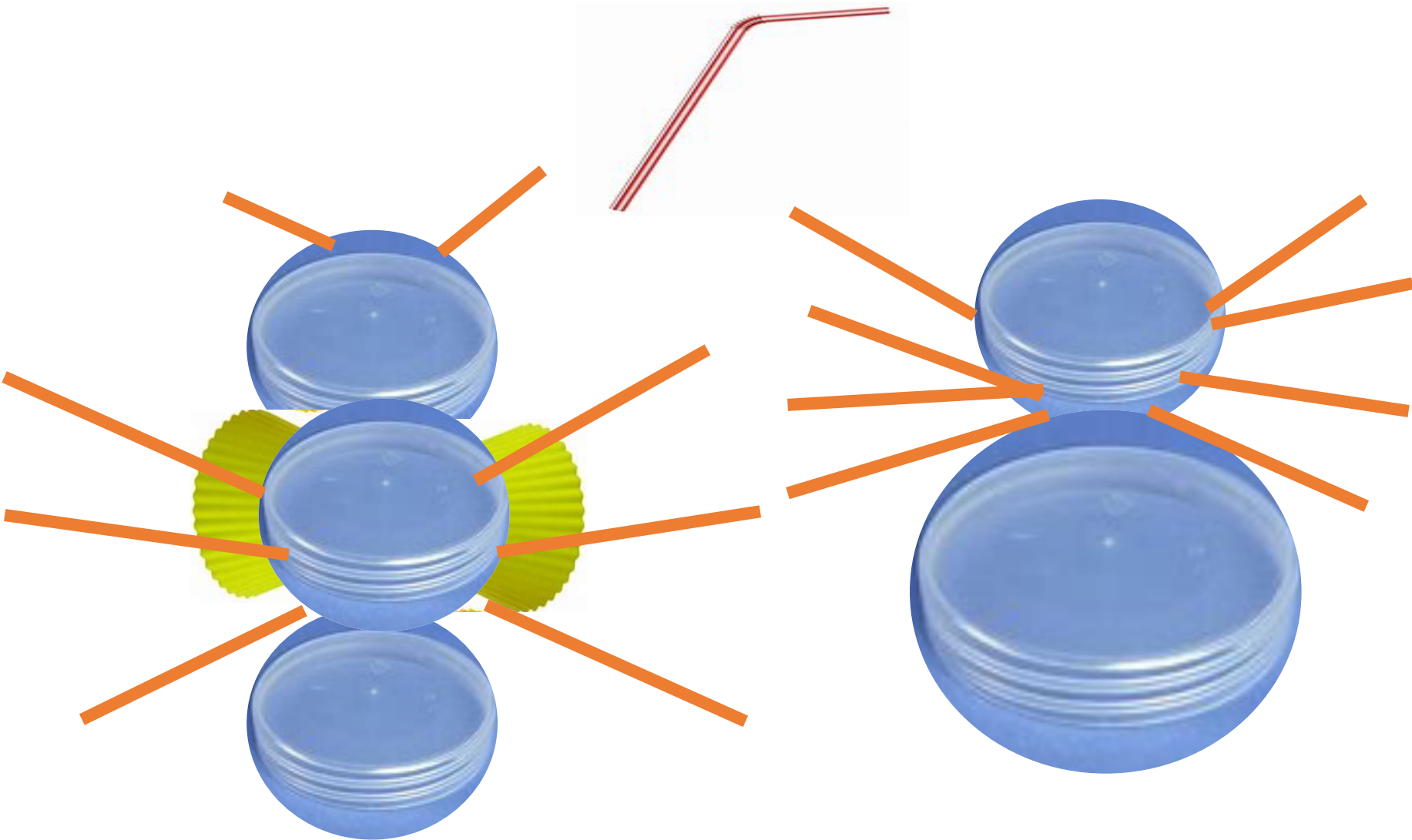


Now compare and contrast with a craft.

- For insects, glue 3 bottle caps top down on a paper. Cut two straws into 8 pieces—6 for legs and 2 for antennae and glue down. If you have muffin cups or coffee filters, use those for wings.
- For spiders use two container covers or small paper plates for the two body parts, and 4 straws cut in half for the 8 legs.
- Once again contrast the two—how many legs, antennae, wings?



Now we know the difference between an insect and a spider.





Decorate your spider and make a web out of yarn or string or thread!

- First decorate your spider.
- Now use thread, string, yarn or ribbon to make a web.
- Beads or sequins can be the insects trapped in the web.




You can make a mini-book!

- Fold the paper in half
- Then in half again.






Catch insects



Weave webs



Spiders